




The Backyard Farming Connection Carrot Growing Guide





Need to Know: Carrots are a cool-season vegetable that thrive in loose soil. Carrots take a long time to germinate so be patience and weed during this time.



Choose the Carrot Varieties: select plants based on flavor, size, color and productivity.

<p>Imperator Carrots Long, tapered, sweet, and crisp with vibrant orange color</p>	<p>Nantes Carrots Short, sweet, cylindrical, and perfect for snacking.</p>	<p>Danvers Canning Deep orange, versatile, and great for fresh or canning.</p>
---	---	---

Growing Requirements

 6 Hours	 2-3 inches	 Consistent	 pH 6 to 6.8 Loamy Soil
---	--	---	--

Planting: Early spring or late summer for a fall crop

Maintenance: Pay attention to weeds and weed frequently. Thin plants to 2-4 inches

Harvest: Harvest at 70-80 days. Take care not to damage roots and remove carrot tops to store.

Companion Plants: onions, radishes, marigolds, lettuce, chives

Avoid Planting With: Dill, potatoes, tomatoes

Special Care: Thin carrots to maintain carrot size and flavor.