




The Backyard Farming Connection Radish Growing Guide

Need to Know: Radishes are a cold season vegetable and should be planted in the psring when temperatures exceed 45 degrees F.





Choose the Carrot Varieties: select plants based on flavor, size, color and productivity.



French Breakfast
Elongated, red with white tip, crisp.

Cherry Belle
Classic round, bright red, mild flavor.

Watermelon
Green skin, pink flesh, sweet taste.

Growing Requirements			
			
6-8 Hours	1-2 inches	Consistent	pH 6 to 7 Loamy Soil

Planting: Early spring or late summer for a fall crop

Maintenance: very easy to grow. Water consistently and keep down weeds.

Harvest: Harvest when radishes are about 1 inch (depending on variety) after about 3-4 weeks in the ground.

Companion Plants: carrots, spinach, lettuce, and peas

1. Avoid Planting With: Kohlrabi and Cabbage

Special Care: pests in the radish are the most common issue