




# The Backyard Farming Connection

## Watermelon Growing Guide

**Need to Know:** Watermelon grow on large vining plants and need a lot of space. Check the days to harvest before planting





**Choose the Best Watermelon Varieties:** Select the varieties based on size, color, seeds, and length to harvest.



**Sugar Baby:**  
Compact, sweet, ideal for smaller gardens or containers.

**Crimson Sweet:**  
High sugar content, excellent flavor, popular among growers.

**Charleston Gray:**  
Sweet, firm flesh, resistant to pests and diseases.

Growing Requirements			
 <b>6-8 Hours</b>	 <b>2-3 feet</b>	 <b>Consistent</b>	 <b>pH 6 to 6.8 Loamy Soil</b>

**Planting:** Watermelons are typically planted after the last frost, favoring warm temperatures between 70°F and 80°F (21°C to 27°C).

**Maintenance:** Prevent overwatering, as watermelons prefer well-drained soil to avoid root rot.

**Harvest:** Watermelons are ready for harvest when fully ripe, typically 80-90 days after planting, varying by variety.

**Companion Plants:** marigolds and oregano.  
**Avoid Planting with:** potatoes, beans, or cucurbits.

**Special Care:** large watermelons can rot so place them on straw.