




The Backyard Farming Connection Pepper Growing Guide





Need to Know: Peppers thrive in warm conditions and need plenty of sunlight and well-drained soil.

Choose the Best Pepper Varieties: Start your selection based on whether you want sweet, spicy or decorative peppers



Bell Pepper: Large, sweet, and crisp with a mild flavor.	Jalapeño: Medium-sized, with a spicy kick and a vibrant green color.	Habanero : Small but extremely hot with a fruity flavor.
--	--	--

Growing Requirements

 6-8 Hours	 12-36 inches	 Consistent	 pH 6 to 6.8 Loamy Soil
---	--	---	--

Planting: Peppers are typically planted after the last frost when soil temperatures are consistently between 70°F and 80°F (21°C to 27°C).

Maintenance: Avoid overwatering, as peppers prefer well-drained soil to prevent root rot and ensure healthy growth.

Harvest: Peppers are ready for harvest when they reach their full size and color, which can vary by variety.

Companion Plants: marigolds and basil.
Avoid Planting with: tomatoes and fennel

Special Care: Ensure proper air circulation around your pepper plants to reduce the risk of fungal diseases.