




The Backyard Farming Connection

Bean Growing Guide





Need to Know: Beans thrive in warm conditions, requiring ample sunlight and well-drained soil to grow successfully.

Choose the Best Bean Varieties: Beans are broken into bush or pole varieties. Pole beans will need support like a trellis.



Blue Lake 274: Classic pole bean: tender and flavorful with a high yield	Kentucky Wonder: Heirloom pole bean yields flat, stringless pods	Provider: Bush bean with early maturity and high yield.
--	--	---

Growing Requirements

 6-8 Hours	 2-24 inches	 Consistent	 pH 6 to 7.5 Loamy Soil
---	---	---	--

Planting: Beans are usually planted after the last frost, when soil temperatures consistently range from 60°F to 85°F (15°C to 29°C).

Maintenance: Be cautious not to overwater, as beans thrive in well-drained soil to prevent root rot and promote healthy growth.

Harvest: Beans are ready for harvest when the pods are firm and fully developed. Depending on the variety, this can vary in size and color.

Companion Plants: marigolds and basil
Avoid Planting With: tomatoes and fennel

Special Care: Maintain proper air circulation around your bean plants to minimize the risk of fungal diseases.